

NZ Hereford Animal Listing

Entries: 1 ~ 10 of 10 are shown











Sorted by: HerdBook No.

[Hide EBVs](#) [Hide EBV Acc](#)

Selection Criteria: HerdBook No(s): starts with 1656%, Active: Active, Animal is For Sale,

[Home](#)
[Animal Enquiry](#)
[EBV Enquiry](#)
[Mating Predictor](#)
[Member Enquiry](#)
[B+LNZ Genetics Progeny Tests](#)
[Sale Catalogues](#)
[Semen Catalogues](#)
[Download Files](#)
[Online Transactions](#)

May 2022 Hereford BREEDPLAN

Name/ID	Calving Ease DIR (%)	Calving Ease DTRS (%)	Gestation Length (days)	Birth Wt. (kg)	200 Day Wt. (kg)	400 Day Wt. (kg)	600 Day Wt. (kg)	Mat Cow Wt. (kg)	Milk (kg)	Maternal Value (kg)	Scrotal Size (cm)	Days to Calving (days)	Carcase Wt. (kg)	Eye Muscle Area (sq cm)	Rib Fat (mm)	Rump Fat (mm)	Retail Beef Yield (%)	IME (%)	Docility	Hereford Prime Index (\$)	Beef Heifer Index (\$)	Dairy Beef Index (\$)
MATATOKI TREV 200004 	+6.2 41%	+1.6 30%	+1.0 51%	+3.7 71%	+35 65%	+65 64%	+88 67%	+83 57%	+14 48%	-	+1.3 74%	-3.5 28%	+60 52%	+4.6 41%	+1.0 47%	+1.5 52%	+0.4 43%	+1.5 48%	-	+\$ 138	+\$ 159	+\$ 128
MATATOKI TALENT 200006 	+1.6 41%	+0.3 30%	-0.2 49%	+3.7 70%	+33 63%	+58 63%	+80 66%	+63 55%	+15 47%	-	+2.2 73%	-4.4 26%	+52 50%	+4.3 40%	+2.1 45%	+2.9 49%	+0.2 41%	+1.0 46%	-	+\$ 137	+\$ 111	+\$ 106
MATATOKI TIMEANDTIDE 200044 	+6.9 45%	+4.1 39%	-4.2 74%	+2.3 73%	+29 67%	+61 67%	+72 70%	+54 61%	+16 59%	-	+3.5 75%	-5.5 35%	+52 57%	+5.8 47%	+2.5 51%	+3.4 55%	+0.8 47%	+0.4 51%	-	+\$ 148	+\$ 171	+\$ 116
MATATOKI TASMAN 200045 	+9.7 53%	+5.6 45%	-5.2 70%	+2.5 73%	+38 69%	+68 69%	+92 72%	+82 64%	+17 60%	-	+2.8 76%	-3.5 41%	+65 63%	+3.5 53%	+1.2 58%	+1.5 61%	+0.4 52%	+1.6 60%	-	+\$ 147	+\$ 213	+\$ 141
MATATOKI TRAILBLAZER 200050 	+4.7 53%	+4.0 45%	-5.0 74%	+5.7 73%	+45 70%	+78 70%	+109 71%	+104 64%	+17 62%	-	+2.3 68%	-2.7 42%	+70 63%	+4.0 54%	+1.6 59%	+2.1 63%	+0.3 53%	+1.8 61%	-	+\$ 152	+\$ 186	+\$ 135
MATATOKI THOMSON 200057 	+5.9 54%	+0.2 45%	-3.1 74%	+3.4 73%	+36 69%	+58 69%	+72 71%	+60 63%	+14 60%	-	+0.5 76%	-1.0 41%	+53 63%	+3.8 53%	+1.5 58%	+1.9 61%	-0.2 52%	+1.8 59%	-	+\$ 112	+\$ 114	+\$ 123
MATATOKI THOMMO 200071 	+4.2 54%	+2.1 45%	-1.7 73%	+4.0 74%	+37 70%	+63 70%	+84 72%	+72 64%	+17 62%	-	+3.8 76%	-4.0 42%	+47 63%	+0.5 54%	+2.2 59%	+3.2 62%	-2.1 53%	+2.0 60%	-	+\$ 125	+\$ 131	+\$ 120
MATATOKI TONY 200073 	+6.3 52%	+6.8 44%	+1.3 74%	+0.8 74%	+28 69%	+55 69%	+66 71%	+40 64%	+22 60%	-	+1.6 76%	-5.1 36%	+44 62%	+1.6 53%	+2.8 58%	+4.0 61%	-1.4 53%	+1.7 59%	-	+\$ 131	+\$ 162	+\$ 119
MATATOKI T-REX 200098 	+7.2 52%	+6.7 45%	+3.5 74%	+1.1 74%	+34 70%	+66 70%	+87 72%	+54 64%	+28 62%	-	+2.3 76%	-6.0 36%	+65 63%	+2.7 53%	+1.6 58%	+2.2 62%	-0.1 53%	+1.3 60%	-	+\$ 155	+\$ 206	+\$ 131
MATATOKI THERAPY 200132 	+5.5 47%	-0.7 40%	-2.2 57%	+4.7 74%	+44 68%	+78 68%	+116 70%	+128 60%	+13 57%	-	+2.4 75%	-2.2 33%	+71 56%	+2.2 45%	+0.1 50%	+0.2 54%	+0.6 46%	+0.2 50%	-	+\$ 121	+\$ 152	+\$ 126
Breed Avg. EBVs for 2020 Born Calves	+2.5	+2.1	-0.7	+4.0	+33	+55	+78	+66	+17	+25	+2.1	-3.0	+51	+3.8	+0.8	+1.0	+0.8	+0.6	+3	+113	+118	+107

[Link to Breed Object with These Animals](#)